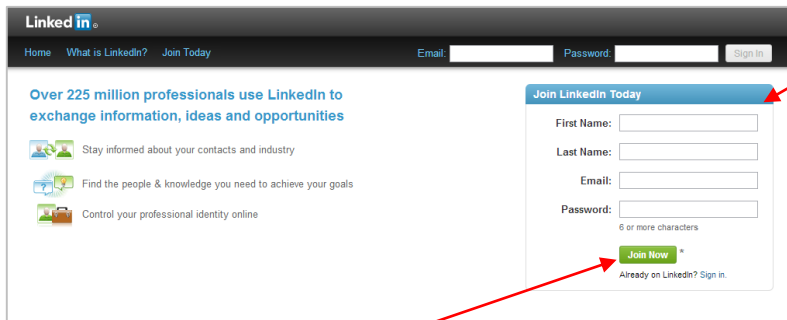


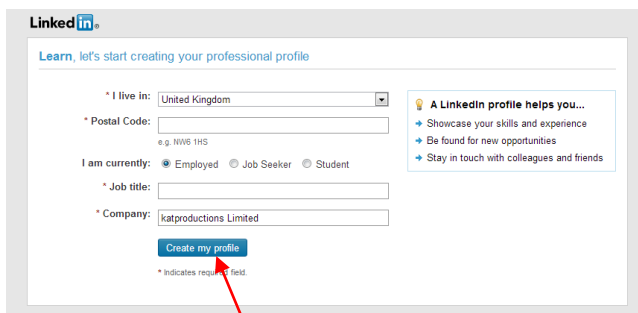
## How to set up a LinkedIn Page

You will be setting up a LinkedIn personal page and we'll be talking about your business page setup within the workshop. As you'll discover LinkedIn is more about engaging person to person.

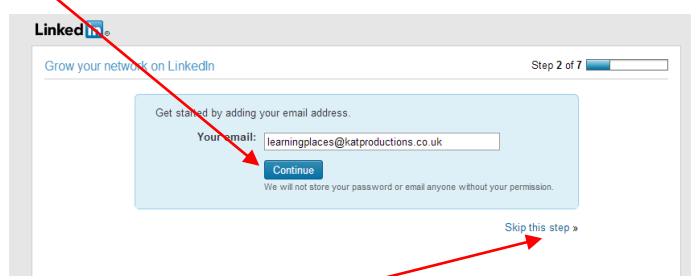
1. Go to this link <http://uk.linkedin.com> and you will be taken to the following page:
2. Enter your first name, last name, email and a password into the fields of the 'joining' box.



3. Then, select the green 'Join Now' button.
4. Next, start creating your professional profile by filling in the required fields (all fields marked with an asterix \* must be filled in). Click the ?????? button.
5. You will be sent a confirmation e-mail. You will be asked to click on the link to confirm your email address. You will also be supplied with an address to put into your browser just-in-case the link doesn't work.

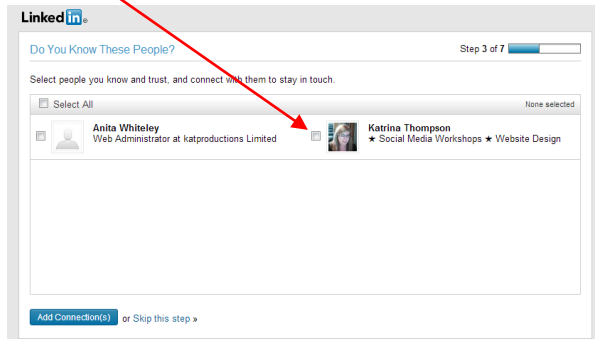


6. Select the 'Create my profile' button.
7. You will then be asked to begin growing your network by adding your email. Leave this for now as it is something you can do at a later date.

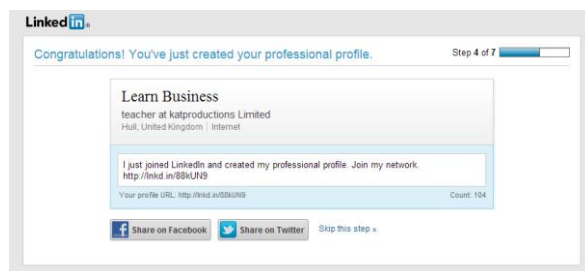


Select 'Skip this step'.

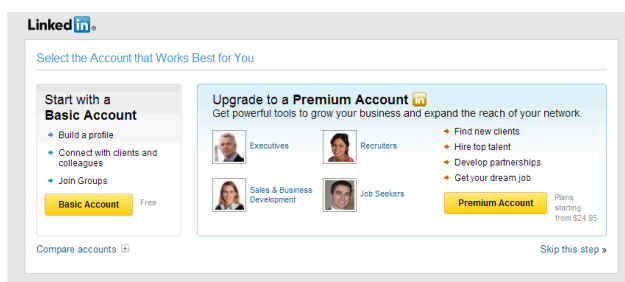
8. LinkedIn may then suggest people for you to connect with to add to your network. Tick the checkbox against the contact(s) you wish to connect to and select the 'Add Connection' button. Or skip this step as above.



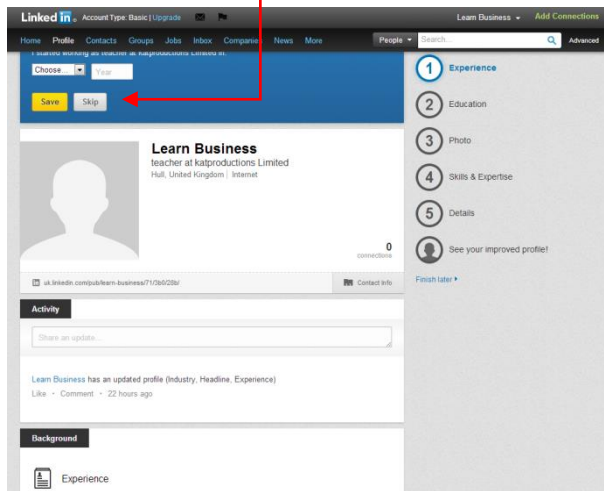
9. LinkedIn then provides you with a link which you can use to share and promote your profile on any of your other social media platforms e.g. Facebook or Twitter.



10. You will then have the opportunity to select the type of LinkedIn account you wish to have – the Basic Account (free) or Premium Account (paid). Select the Basic Account.



11. You will then be taken to your Profile page where you can start adding information about you, your education and career. You will be prompted with questions in the blue box at the top of the page that help you fill in your profile. This can all be done at a later date and we'll talk a lot more about this on the workshop. You can find the logout link by clicking on the downarrow next to your name in the top right hand corner.



12. To log back into your LinkedIn page go to <https://linkedin.com> and type in your e-mail and password.